



Ежедневный отчет по индексам зернового и масличного рынка

23 июля 2014 г.

Index USD	USD CLOSE 23.07.2014	Изменение закрытия к датам 2013г.					Экстремумы 2000-2013 гг.		Сезонность: Изменение закрытия к датам 2000-2013 годов												
		Day	Weekly	Month	Year	MAX	MIN	2013	2012	2011	2010	2009	2008	2007	2006	2005	2004	2003	2002	2001	2000
		22.07.2014	18.07.2014	30.06.2014	31.12.2013			23.07.13	23.07.12	22.07.11	23.07.10	23.07.09	23.07.08	23.07.07	24.07.06	22.07.05	23.07.04	23.07.03	23.07.02	23.07.01	24.07.00
ASP Grain&Oilseeds	301,9	0,34%	-0,03%	-7,03%	-9,53%	-31%	160%	-14%	-26%	-20%	11%	15%	-21%	19%	68%	80%	78%	99%	114%	131%	136%
ASP Grain	259,6	0,22%	-0,47%	-5,19%	-9,98%	-35%	162%	-12%	-26%	-22%	11%	14%	-21%	13%	58%	79%	79%	96%	117%	134%	129%
ASP Wheat	263,1	0,13%	-0,60%	-5,24%	-13,20%	-34%	212%	-7%	-19%	-8%	14%	29%	-9%	10%	67%	94%	80%	91%	136%	142%	168%
ASP Corn	180,9	-0,21%	-2,80%	-11,77%	-13,38%	-45%	115%	-26%	-43%	-41%	1%	14%	-28%	-3%	41%	54%	53%	68%	70%	97%	93%
ASP Barley	186,3	1,33%	-0,26%	-4,24%	-11,81%	-34%	148%	-15%	-27%	-21%	25%	43%	-21%	-9%	53%	70%	97%	94%	104%	132%	120%
ASP Malt	241,6	0,00%	-3,35%	-10,40%	-6,03%	-48%	162%	-15%	-22%	-31%	13%	33%	-27%	-28%	55%	67%	69%	78%	115%	133%	116%
ASP Rice	444,7	0,55%	1,88%	1,42%	-1,38%	-54%	275%	-5%	-14%	-18%	14%	-12%	-34%	35%	49%	75%	84%	118%	132%	154%	111%
ASP Oilseeds	471,5	0,60%	0,97%	-10,84%	-8,51%	-30%	167%	-16%	-26%	-15%	12%	19%	-21%	34%	94%	80%	77%	104%	109%	125%	152%
ASP Soybean	494,2	0,86%	1,87%	-11,11%	-8,45%	-28%	185%	-16%	-24%	-9%	19%	19%	-15%	48%	113%	89%	84%	119%	124%	136%	160%
ASP Rapeseed	415,2	1,34%	-0,32%	-9,53%	-7,58%	-44%	152%	-15%	-33%	-33%	-8%	10%	-32%	6%	43%	63%	63%	64%	73%	93%	143%
ASP Sunflower	385,3	-2,90%	-5,17%	-10,39%	-10,57%	-54%	181%	-21%	-29%	-35%	-3%	26%	-42%	-7%	51%	39%	49%	64%	58%	88%	104%
ASP Flax	555,0	0,00%	0,00%	-5,73%	-6,63%	-17%	192%	-10%	10%	-3%	15%	17%	-15%	57%	77%	84%	71%	122%	110%	145%	179%
ASP VegOil	858,0	0,52%	-0,41%	-4,81%	-6,54%	-43%	262%	-4%	-24%	-31%	-5%	18%	-28%	3%	73%	91%	80%	86%	98%	143%	172%
ASP PalmOil	770,2	-0,53%	-1,03%	-3,40%	-6,97%	-43%	328%	1%	-21%	-29%	-6%	22%	-19%	1%	83%	108%	97%	105%	99%	153%	177%
ASP SoyOil	882,5	1,36%	-0,89%	-3,24%	-5,57%	-45%	207%	-11%	-30%	-34%	-4%	8%	-32%	6%	98%	116%	83%	64%	91%	115%	157%
ASP RapeOil	873,9	0,93%	-0,94%	-10,54%	-13,71%	-48%	179%	-15%	-31%	-39%	-13%	0%	-41%	-9%	3%	39%	38%	53%	91%	101%	150%
ASP SunOil	876,9	-0,17%	-0,62%	-5,06%	-2,51%	-55%	170%	-21%	-27%	-35%	-4%	14%	-44%	-7%	45%	30%	51%	46%	52%	96%	122%
ASP FlaxOil	1 209,9	-0,12%	-0,06%	-1,70%	1,11%	-29%	202%	5%	-3%	-20%	0%	19%	-19%	30%	71%	-5%	69%	73%	126%		
ASP Meal	452,8	0,79%	0,10%	-8,26%	-11,98%	-27%	181%	-20%	-24%	-14%	30%	24%	3%	72%	136%	105%	122%	148%	161%	144%	166%
ASP SoyMeal	489,0	0,85%	0,81%	-8,28%	-11,63%	-26%	189%	-20%	-23%	15%	32%	22%	4%	80%	140%	107%	123%	151%	163%	148%	170%
ASP RapeMeal	269,6	1,48%	-4,95%	-13,53%	-21,46%	-36%	153%	-27%	-31%	-1%	6%	36%	-13%	25%	101%	96%	114%	115%	141%	108%	133%
ASP SunMeal	252,1	-1,96%	-8,62%	3,74%	-1,40%	-34%	190%	-17%	-17%	14%	16%	59%	-9%	7%	92%	87%	108%	136%	136%	118%	143%
ASP Crush	549,4	0,82%	-0,47%	-7,13%	-10,14%	-29%	164%	-18%	-26%	-13%	12%	17%	-18%	31%	92%	89%	93%	101%	122%	127%	158%
ASP SoyCrush	563,5	1,00%	0,30%	-6,84%	-9,91%	-29%	191%	-17%	-26%	-6%	19%	18%	-10%	49%	126%	109%	109%	117%	137%	137%	166%
ASP RapeCrush	511,3	1,10%	-2,24%	-11,51%	-16,32%	-42%	158%	-19%	-31%	-30%	-8%	9%	-34%	-1%	22%	53%	55%	68%	104%	103%	145%
ASP SunCrush	515,2	-0,69%	-3,03%	-2,72%	-2,20%	-49%	160%	-20%	-24%	-26%	1%	24%	-37%	-3%	56%	43%	64%	64%	69%	101%	127%
ASP Sugar	399,6	-0,68%	0,48%	0,07%	5,13%	-47%	246%	3%	-27%	-43%	-7%	-5%	36%	66%	9%	75%	110%	144%	173%	98%	72%
ASP Livestock	5 602,1	-0,21%	0,42%	-0,03%	17,54%	-50%	165%	23%	34%	11%	47%	82%	29%	27%	81%	65%	61%	104%	140%	74%	110%
ASP Cattle	3 824,4	0,36%	2,16%	1,08%	19,40%	-46%	177%	26%	25%	15%	44%	62%	37%	57%	76%	78%	83%	114%	171%	117%	135%
ASP Pork	2 541,9	-1,54%	-1,31%	-6,31%	28,18%	-50%	174%	13%	26%	14%	35%	49%	18%	42%	47%	58%	46%	89%	113%	70%	76%
ASP Milk	49,6	0,00%	0,07%	1,67%	9,86%	-53%	137%	24%	45%	7%	55%	123%	28%	6%	106%						
ASP Fertilizer	286,1	0,00%	0,00%	0,20%	-8,26%	-61%	309%	-14%	-25%	-36%	9%	43%	-60%	-19%	24%	20%	30%	71%	122%	156%	107%
ASP Biofuels	770,5	0,33%	-0,93%	-4,23%	-4,70%	-32%	101%	-6%	-19%	-31%	5%	25%	-16%	11%	9%	44%	69%	83%	83%		
ASP Ethanol	556,2	0,52%	0,37%	-0,40%	7,08%	-32%	413%	-3%	-12%	-27%	26%	40%	2%	27%	-9%	42%	159%	216%			
ASP Biodiesel	984,8	0,23%	-1,65%	-6,27%	-10,27%	-36%	62%	-8%	-23%	-33%	-4%	18%	-23%	4%	23%	45%	41%	48%	48%		
ASP Glycerine	239,0	0,00%	0,00%	-8,43%	-2,45%	-32%	74%	-29%	-18%	0%	30%	33%									
ASP DDGS	137,8	0,16%	-2,34%	-17,49%	-40,48%	-59%	51%	-46%	-58%	-38%	23%	37%									
ASP CrudeOil	105,6	-0,28%	0,37%	-3,02%	0,92%	-28%	501%	-2%	10%	-3%	35%	55%	-15%	39%	41%	82%	164%	267%	311%	314%	284%
DJCI	136,4	-0,19%	-0,19%	-0,19%	8,44%	-43%	56%	5%	-5%	-17%	5%	11%	-34%	-20%	-21%	-12%	-6%	19%	39%	34%	37%
BADI	727,0	0,55%	-0,68%	-14,47%	-66,25%	-94%	12%	-35%	-29%	-45%	-60%	-78%	-92%	-89%	-77%	-65%	-81%	-67%	-25%	-36%	-55%
DJIA	17 086,6	-0,16%	-0,08%	1,55%	3,08%	0%	161%	10%	34%	35%	64%	88%	47%	23%	55%	60%	72%	86%	122%	64%	60%
S&P500	1 987,0	0,18%	0,44%	1,37%	7,50%	0%	194%	17%	47%	48%	80%	104%	55%	29%	58%	61%	83%	101%	149%	67%	36%
MICEX	1 406,6	0,04%	-1,12%	-4,73%	-6,44%	-29%	974%	-1%	2%	-19%	2%	36%	-12%	-22%	5%	102%	171%	240%	366%	595%	621%
GOLD	1 303,8	-0,24%	-0,52%	-1,76%	8,21%	-31%	411%	-3%	-17%	-18%	10%	38%	42%	91%	113%	207%	235%	263%	317%	385%	367%
SILVER	20,9	-0,05%	0,34%	-0,48%	7,52%	-57%	415%	2%	-23%	-48%	15%	52%	20%	58%	93%	196%	231%	314%	329%	391%	323%

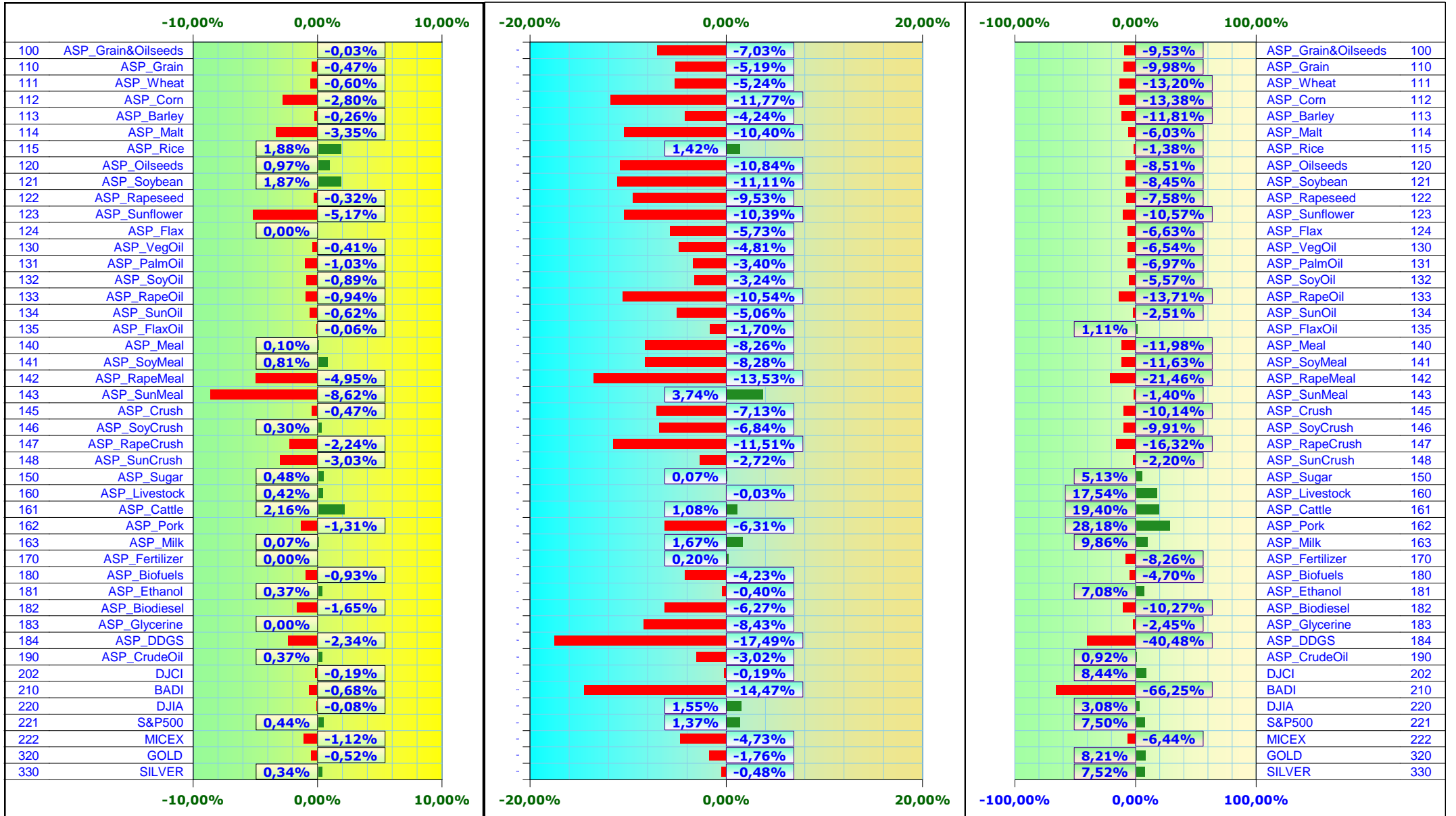


Диаграммы изменения индексов АГРОСПИКЕРА (USD)

Недельные изменения (%) : с 18.07.2014 по 23.07.2014

Изменения за месяц (%) : Июль, 2014

Изменения (%) за 2014 год





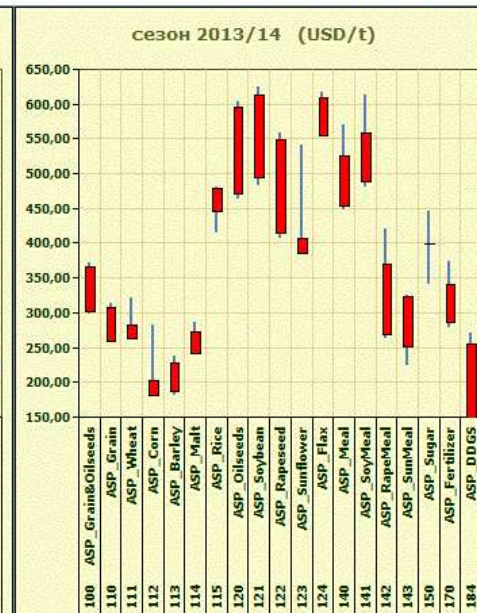
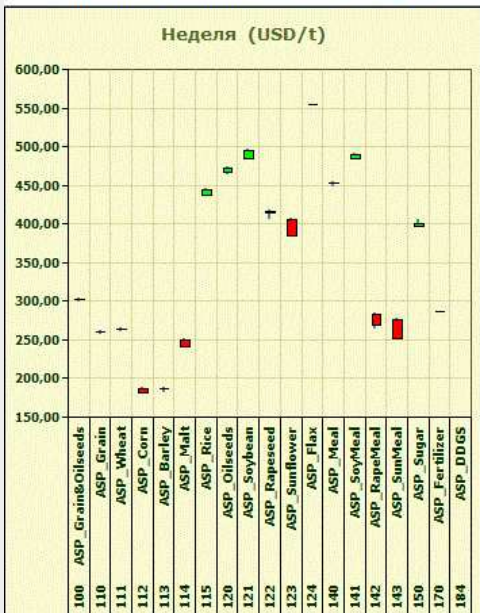
Динамика индексов зернового и масличного рынка (USD)

Недельные изменения : с 18.07.2014 по 23.07.2014

Изменения за месяц : Июль, 2014

Изменения за 2014 год

Изменения с начала сезона с 01.07.2013 и 01.10.2013



Динамика индексов зернового и масличного рынка (RUB)

Недельные изменения : с 18.07.2014 по 23.07.2014

Изменения за месяц : Июль, 2014

Изменения за 2014 год

Изменения с начала сезона с 01.07.2013 и 01.10.2013

